

GT Series

GT Series



Global Uninterruptible Power System 1,000 VA to 2,400 VA



Global Input

The unique design of this UPS allows operation virtually anywhere in the world. The GT Series systems will auto-select input voltage from either 120/208, 120/220, 120/230 or 120/240VAC.

When All Others Fail

Turn to Clary's 60 years of technical expertise, and our unmatched experience in providing high performance and reliable UPS systems for applications ranging from extreme temperature environments to offshore drilling rigs, military shipboard, 911 emergency systems or hospital grade medical systems. Clary starts where the competition stops.

Reliability

Clary units supply reliable Continuous Digital Power during brownouts, dirty unstable electrical power and loss of input power. Unlike most other UPSs, the GT Series will run continuously from batteries or auxiliary generator systems as long as power is available.

True On-Line Technology

Clary specializes exclusively in True On-Line Double Conversion systems. This technology provides ultimate protection from all power anomalies, keeping mission-critical applications out of harm's way. Our systems provide a digitally controlled precision regenerated output

sinewave, unlike common standby or line interactive designs.

Uncompromising Performance

Our products are not for everyone. They are specifically designed for mission-critical applications where there is no room for error... when you just can't afford downtime! Our products are designed, manufactured and serviced by Clary, providing our customers the highest level of power protection solutions.

Communications

Connectivity features include remote control, configuration and monitoring of the UPS. Clary products are compatible with all major network operating systems.

Off-the-shelf and Custom Solutions

In 1977, Clary Corporation pioneered On-Line Double Conversion UPS technology, and in 1996 introduced digital control for continuous power UPS systems for mission-critical applications. Today, Clary manufactures a variety of superior power products here in the USA, and can customize specs to meet your application requirements. What's more, our in-house field service department consistently sets the industry standard. Clary systems are found in hospitals, police and fire emergency systems, oil fields, rugged industrial applications, traffic signals, computer

MODEL	RATING	WATTS
GT1000	1,000 VA	700
GT1250	1,250 VA	875
GT1500	1,500 VA	1,050
GT2000	2,000 VA	1,400
GT2400	2,400 VA	1,680

Features

- Input Power Factor Corrected to near unity
- Silent operation at low power levels
- Auto-sense to selected input voltages
- Output receptacles can be controlled from front panel
- Software selectable configuration (output frequency, voltage, alarms, etc.)
- Automatic battery self-test
- Unit can also be started without AC present (Cold Start)
- Built in handles for transport

networks, military aerospace systems and numerous other applications.

Where POWER is a way of life

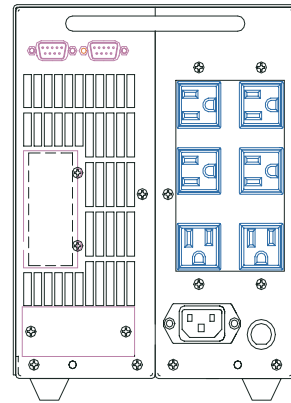
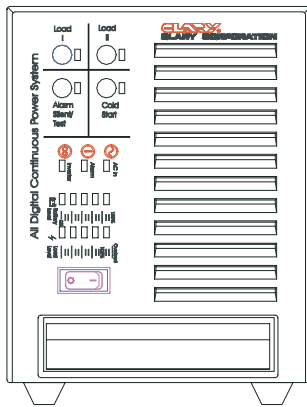
Global Uninterruptible Power System

CLARY
The Continuous Power Company™

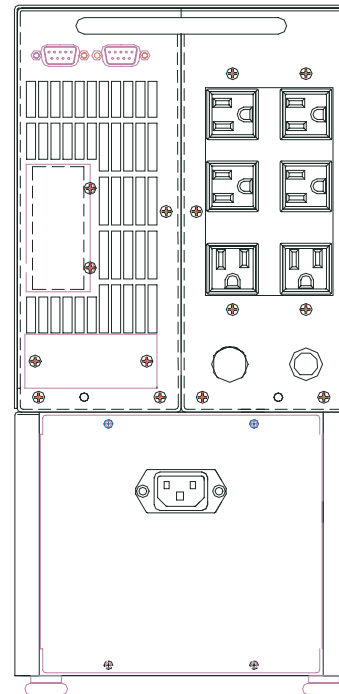
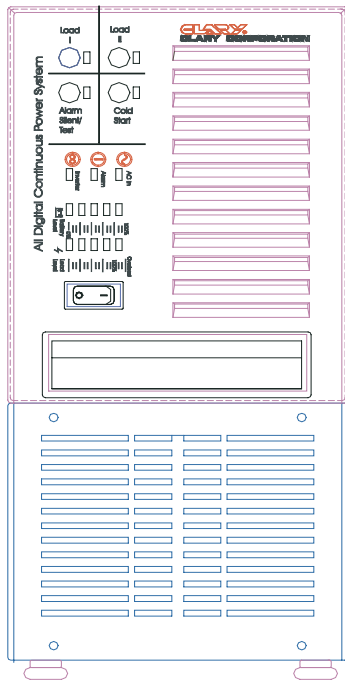
GT Series

GT Series Diagrams

GT1000



GT1250, GT1500, GT2000 & GT2400



Features Benefits List

Features

Wide Input Voltage Range

Selected AC Input	Voltage Range
120 VAC	96 to 132 VAC*
208 VAC	166 to 229 VAC*
220 VAC	176 to 242 VAC*
230 VAC	184 to 253 VAC*
240 VAC	196 to 264 VAC*

*before switching to battery

Benefits

Assures continuous system operation during electrical surges or sags power conditions without drawing from the batteries.

True On-Line™ Technology

True On-Line means Fully Regenerative, Dual Conversion operation. It assures complete isolation from voltage and frequency variations. Unlike "line-interactive," "off-line" or "standby" systems, there is absolutely no interruption of power output or shift in line frequency to cause system crashes or resets. Complete compatibility with emergency standby generator systems is assured.

Full Microprocessor Control

Every aspect of the system operation is monitored and controlled by the internal microprocessor. This assures flawless operation regardless of load, environmental or input power conditions. Clary has over 30 years experience of designing with Digital Technology, which ensures reliability.

Power Factor Correction

Power Factor Correction eliminates distortion and harmonic currents caused by today's high-tech loads. Eliminating this distortion assures that all of your sensitive equipment works together without problems. It also reduces your energy bill.

Communications and Control Interface

Allows interactive systems control over a variety of network connections and communications interfaces - RS-232 (standard), Contact Closure, (standard) and TCP/IP - SNMP Card (optional).

Complete Output Power Distribution

Six NEMA 5-15R receptacles on two separate load circuits are standard. Two receptacles at 90 degrees accommodate wall-mounted transformers. Custom rear connection panels are available with a variety of connectors to fit special equipment input configurations.

Remote Control of Output Receptacles

Two banks of output receptacles are standard. Each bank can be individually switched on or off from the unit's front panel. Using a communication link, a remote operator and/or Network Administrator can also control and monitor each circuit. Locked-up devices are a fact of life and this control allows the user to reboot devices powered by the UPS.

Long Life, Internal Maintenance-free Cell Batteries

Special VRLA batteries that offer longer discharge and float life allows full system operation during blackouts and severe brownouts. (See specifications page for run time.)

Additional Extended Battery Packs

For applications that require longer operation during a power outage, additional battery packs are available that connect to the rear panel and extend the system backup time. All models can run for extended periods with external matching battery packs.

SNMP Card (option)

SNMP capability (internally mounted) via TCP/IP Network connection with standard MIB configurations. Compatible with HP OpenView™, IBM Netview™, SunNet Manager™, CA Unicenter TNG™, and other major software packages.

Where POWER is a way of life

GT Series Specifications

ELECTRICAL

Input		Selectable Ranges*	
Voltage Ranges	120/208, 120/220, 120/230 or 120/240 VAC		
Frequency	48 to 62 Hz		
Current	See Table Below		
Output			
Voltage	120 VAC \pm 3%		
Frequency	50 or 60 Hz; Software Selectable to Sync with Input Utility or Run at Crystal Controlled 50/60 Hz		
Current	See Table Below		
Crest Factor Ratio (Non-linear Load and < 5% THD) Typical	@50% Load @75% Load @100% Load	Up to 4.8:1 Up to 3.2:1 Up to 2.4:1	
Total Harmonic Distortion (THD)	3% Max. (Linear) 5% Max. (Non-linear)		
Dynamic Response	\pm 4% for 100% Step Load Change 0.5 ms Recovery Time		
Overload	110% for 10 min; 200% for .05 sec		
Efficiency @100% Load	85%		
UPS Protection	Input and Output Short Circuit; Input and Output Overload; Excessive Battery Discharge		

ENVIRONMENTAL

Operating Temp.	0°C to +40°C (+32°F to +104°F)
Humidity	0% to 95% Non-condensing
Altitude	Sea Level to 10,000 ft (some derating of temp. w/altitude)
Noise Level	39 to 42 dBA at 5 ft

MECHANICAL

Input: 1000 - 1500VA	IEC on Unit with 6 ft - NEMA 5-15P
2000/2400VA	IEC on Unit with 6 ft - NEMA 5-20P
Outputs	6 - NEMA 5-15R Standard Optional Types Available

AVAILABLE OPTIONS

Mounted Casters (4)
Contact Factory for Other Custom Options

* Auto-selectable feature. Unit will auto-select to one of two specified voltage ranges.

Model	VA	Watts	Input Current (amps)	Output Current (amps)	Backup Time 100% / 50% Load (minutes)	Unit Weight lbs (kg)	Dimensions H x W x D (inches)
GT1000	1,000	700	7.2	8.3	5 / 17	55 (25)	9.1 x 6.9 x 21.0
GT1250	1,250	875	8.8	10.4	7 / 21	80 (36)	14.1 x 6.9 x 21.0
GT1500	1,500	1,050	10.7	12.5	5 / 17	80 (36)	14.1 x 6.9 x 21.0
GT2000	2,000	1,400	14.3	16.7	5 / 18	100 (45)	14.1 x 6.9 x 21.0
GT2400	2,400	1,680	18.3	20.0	4 / 14	100 (45)	14.1 x 6.9 x 21.0

DESIGN

Standard Features	Power Factor Corrected Input; Fully Regenerative; True On-Line; Low Distortion Sinewave Output; Inverter Powers Load Continuously; Designed for Non-linear Loads; Extended Brownout Protection; Continuous Operation on Specified Input Voltage Range without Draining Batteries; Automatic Bypass; RS232 Data Interface; AC Output Load Control; Rear Mounted Ground Stud
Certifications	UL 1778; CUL Pending; IEEE 587/ANSI C62.41; FCC Class A
MTBF	In Excess of 100,000 hrs
Typical Recharge Time to 85% Capacity @ 100% Load	8 hrs

CONTROLS AND INDICATORS

Sequenced LEDs Single LED	Battery Level; Load Level AC In; Inverter On; Load On, Summary Alarm, Alarm Silence
Front Panel Controls	Power On; Load I On/Off; Cold Start; Load II On/Off; Alarm Silence; Test
Audible Alarms	Utility Interrupt; Inverter Failure; Overload; Low Battery; Self Test
RS-232 Data Interface (DB-9)	Full Interactive Remote Computer Monitoring and Control of Most Features Including Load Control (requires optional monitoring software). Compatible with: RUPS™; RUPS II™; and other major UPS software monitoring products..
Contact Closure (DB-9)	Open Collector (Utility Interrupt, Low Battery)
Optional SNMP Interface (RJ45)	Allows Full Control and Monitoring over Network Connection. Compatible with HP OpenView™, IBM Netview™, CA Unicenter TNG™ and other major UPS software monitoring products.

Specifications subject to change without prior notice.