

DT Series Extreme Temperature (ET)

Digital Uninterruptible Power System

For Extreme Temperature Indoor or Outdoor Applications
-40°C to +74°C



Digital Uninterruptible Power System

When All Others Fail

Turn to Clary's 60 years of technical expertise, and our unmatched experience in providing high performance and reliable UPS systems for applications ranging from extreme temperature environments to offshore drilling rigs, military shipboard, 911 emergency systems or hospital grade medical systems. Clary starts where the competition stops.

Harsh Environment Applications

Clary's DT1000R(ET) is the world's most advanced Uninterruptible Power System (UPS) for extreme environment applications. The DT1000R(ET) keeps equipment running for 10 minutes to 10 hours or more (dependent on optional battery sizing) during power failures. Clary's special Outpost™ batteries fit inside many existing cabinets and meet all NEMA temperature specifications for outdoor use.

Reliability

Clary units supply reliable Continuous Digital Power during brownouts, dirty unstable electrical power and loss of input power. Unlike most other UPSs, the DT Series will run continuously from batteries or auxiliary generator systems as long as power is available.

True On-Line Technology

Clary specializes exclusively in True On-Line Double Conversion technology. This technology provides ultimate protection from all power anomalies, keeping mission-critical applications out of harm's way. Our systems provide a digitally controlled precision regenerated output sinewave, unlike common standby or line interactive designs.

Uncompromising Performance

Our products are not for everyone. They are specifically designed for mission-critical applications where there is no room for error... when you just can't afford downtime! Our products are designed, manufactured and serviced by Clary, providing our customers the highest level of power protection solutions.

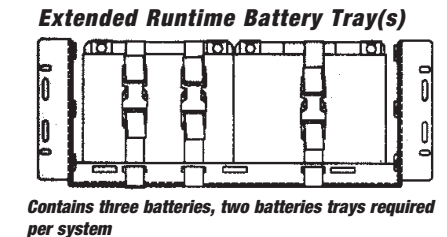
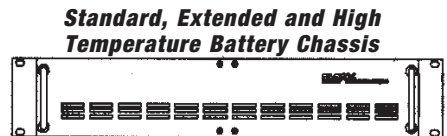
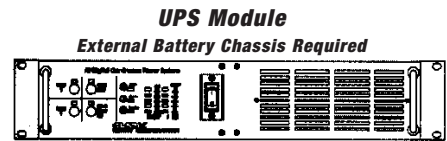
Communications

Connectivity features include remote control, configuration and monitoring of the UPS. Clary products are compatible with all major network operating systems.

Off-the-shelf and Custom Solutions

In 1977, Clary Corporation pioneered On-Line Double Conversion UPS technology, and in 1996 introduced digital control for continuous power UPS systems for mission-crit-

MODEL	RATING	WATTS
DT1000R(ET)	1,000 VA	700



ical applications. Today, Clary manufactures a variety of superior power products here in the USA, and can customize specs to meet your application requirements. What's more, our in-house field service department consistently sets the industry standard. Clary systems are found in hospitals, police and fire emergency systems, oil fields, rugged industrial applications, traffic signals, computer networks, military aerospace systems and numerous other applications.

Where POWER is a way of life

CLARY
 The Continuous Power Company™

Industrial
 Commercial

DT Series DT1000R(ET) Specifications

ELECTRICAL

Input

Voltage Ranges 120 VAC +12%, -25%
(without battery discharge)

Frequency 45 to 65 Hz

Current 7.2 A

Output

Voltage 120 VAC ±3%

Frequency Software Selectable to Sync with
Input Utility or Run at Crystal
Controlled 50/60 Hz ±1 Hz

Current 8.3 A

Crest Factor Ratio @50% Load Up to 4.8:1

(Non-linear Load and @75% Load Up to 3.2:1

< 5% THD) Typical @100% Load Up to 2.4:1

Total Harmonic 3% Max. (Linear)

Distortion (THD) 5% Max. (Non-linear)

Dynamic Response ±4% for 100% Step Load Change
0.5 ms Recovery Time

Overload 110% for 10 sec; 200% for .05 sec

Efficiency @100% Load 90% (Normal Mode)

UPS Protection Input and Output Short Circuit;
Input and Output Overload;
Excessive Battery Discharge

ENVIRONMENTAL

Operating Temp. -40°C to +74°C (-40°F to +165°F)

Humidity 0% to 95% Non-condensing

Altitude Sea Level to 10,000 ft (some
derating of temp. w/altitude)

Noise Level 46 dBA at 5 ft

MECHANICAL

Input NEMA 5-15P Plug w/6 ft cord

Outputs 4 - NEMA 5-15R
(Contact Factory for Options)

CUSTOM OPTIONS

Hardwire Input/Output; Input Circuit Breaker; Front
Input/Output Connections; Emergency Power Off
Connection; Input Air Filter; Slide Rail Kit; Contact
Factory for Other Custom Options

DESIGN

Standard Features Power Factor Corrected Input;
Fully Regenerative; True On-Line;
Low Distortion Sinewave Output;
Inverter Powers Load Continuously;
Designed for Non-linear Loads;
Extended Brownout Protection;
Continuous Operation on -25%
to +12% Utility w/o Draining
Batteries; Automatic Bypass;
RS232 Data Interface; AC Output
- 2 Channel Load Control; Rear
Mounted Ground Stud

Specifications UL 1778; CUL; FCC Class A;
IEEE 587/ANSI C62.41; IEC
555 @120 VAC

MTBF In Excess of 100,000 hrs

Typical Recharge 8 hrs (typical)

Time to 85% Capacity
@100% Load

CONTROLS AND INDICATORS

Sequenced LEDs Battery Level; Load Level
Single LED AC In; Inverter On; Load On,
Summary Alarm, Alarm Silence

Front Panel Controls Power On; Load I On/Off; Cold Start;
Load II On/Off; Alarm Silence; Test

Audible Alarms Utility Interrupt; Inverter Failure;
Overload; Low Battery; Self Test

RS-232 Data Full Interactive Remote Computer
Interface (DB-9) Monitoring and Control of Most
Features Including Load Control
(requires optional monitoring
software). Compatible with
RUPS™ and RUPS II™ and
other major UPS software
products.

Contact Closure (DB-9) Open Collector

Optional SNMP Allows Full Control and Monitoring
Interface Over network connection.
Compatible with HP OpenView™,
IBM Netview™, CA Unicenter
TNG™, and many other major
UPS software products.

Specifications subject to change without prior notice.

Model	VA	Watts	Input Current (A)	Output Current (A)	Backup Time 100% / 50% Load	Unit Weight (lbs)	Rackmount H x W x D (in)
DT1000R(ET)	1,000	700	7.2	8.3	5 / 17	30	3.5 x 19.0 x 18.0 (2U)

Model	Rating (A/H) / (V)	Battery Selection Chart		
		Backup Time 100% / 50% Load	Dimensions H x W x D (in)	Shipping Weight (lbs)
SBR72V16A	16 / 72 Rack	1 hrs / 1.5 hrs	3.5 x 19.0 x 24.8	100
OP72B	33 / 72 Tray	1.5 hrs / 3 hrs	7.7 x 19.0 x 15.5 (2U)	150
OP72C	41 / 72 Tray	2 hrs / 4 hrs	7.7 x 19.0 x 15.5 (2U)	195

CLARY
The Continuous Power Company™

Clary Corporation
1960 S. Walker Ave.
Monrovia, CA • 91016
Tel: 800.442.5279 • Fax: 626.305.0254 •
www.clary.com

Made in the USA

P/N 520-11697
6/8/2005 - Ver. 1.2